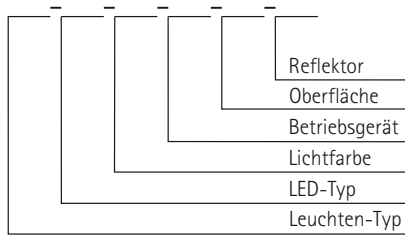
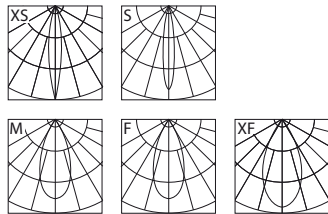


LED Kardan Einbaustrahler

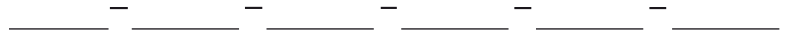
- › Leuchtgehäuse aus Aluminium und Stahl
- › Oberfläche pulverbeschichtet
- › Aluminiumreflektor silber, stückeloxiert
- › ausgestattet mit entspiegeltem Schutzglas
- › in ein- oder mehrflammig lieferbar
- › passives Kühlsystem

- › Leuchtenköpfe kardanisch schwenkbar; 30°/ 35°
- › LED COB-Array, L90/B10 - 50000 h

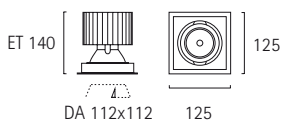
- › Low Flux LED-Typ 13
- › Mid Flux LED-Typ 14
- › High Flux LED-Typ 15



Artikelnummer-Schlüssel

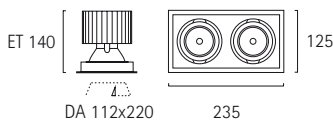


Lichtstrom High Efficiency (CRI > 82)



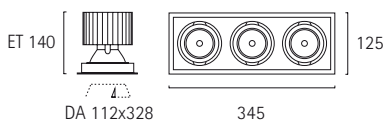
Artikel	LED-Typ	2700 K	3000 K	3500 K	4000 K	Leistung
12200	13	1410 lm	1460 lm	1520 lm	1560 lm	14 W
	14	1950 lm	2030 lm	2110 lm	2240 lm	19 W
	15	2540 lm	2650 lm	2750 lm	2820 lm	26 W

Werte pro Strahler



12202	13	1410 lm	1460 lm	1520 lm	1560 lm	14 W
	14	1950 lm	2030 lm	2110 lm	2240 lm	19 W
	15	2540 lm	2650 lm	2750 lm	2820 lm	26 W

Werte pro Strahler



12203	13	1410 lm	1460 lm	1520 lm	1560 lm	14 W
	14	1950 lm	2030 lm	2110 lm	2240 lm	19 W
	15	2540 lm	2650 lm	2750 lm	2820 lm	26 W