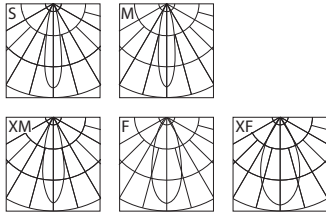


## LED Kardan Einbaustrahler

- › Leuchtengehäuse aus Aluminium und Stahl
- › Oberfläche pulverbeschichtet
- › Aluminiumreflektor silber, stückeloxiert
- › ausgestattet mit entspiegeltem Schutzglas
- › passives Kühlsystem
- › Leuchtenkopf kardanisch schwenkbar; 28°/ 35°
- › LED COB-Array, L90/B10 - 50000 h

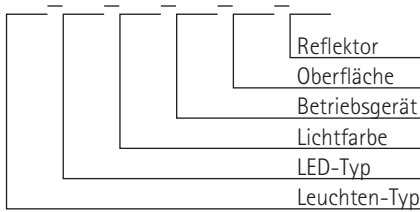


- › Mid Flux LED-Typ 16 17 W
- › High Flux LED-Typ 17 23 W
- › Ultra Flux LED-Typ 18 33 W

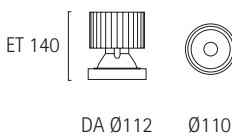
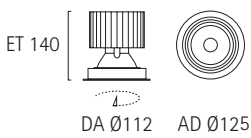
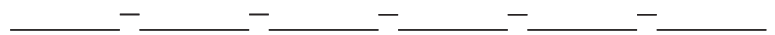


### Lichtstrom High Efficiency (CRI > 82)

	2700 K	3000 K	3500 K	4000 K
LED-Typ 16	2110 lm	2240 lm	2300 lm	2300 lm
LED-Typ 17	2890 lm	3070 lm	3140 lm	3150 lm
LED-Typ 18	4180 lm	4440 lm	4540 lm	4550 lm



### Artikelnummer-Schlüssel



Trimless



	LED-Typ	Lichtfarbe	Betriebsgerät	Oberfläche	Reflektor
12360	16	27 = 2700 K	02 = EVG	20 = nach RAL	S = 19°
	17	30 = 3000 K	03 = 1-10V	23 = Luna-Silber	M = 23°
	18	35 = 3500 K	10 = DALI	30 = schwarz m.	XM = 28°
	...	40 = 4000 K	15 = DMX	32 = weiß matt	F = 37°
					XF = 60°
12370	16	27 = 2700 K	02 = EVG	20 = nach RAL	S = 19°
	17	30 = 3000 K	03 = 1-10V	23 = Luna-Silber	M = 23°
	18	35 = 3500 K	10 = DALI	30 = schwarz m.	XM = 28°
	...	40 = 4000 K	15 = DMX	32 = weiß matt	F = 37°
					XF = 60°
12371	98	Einputzrahmen 1-flammig			